



EN



**ARJES**  
IMPAKTOR<sup>GmbH</sup>

299.000,- €



# IMPAKTOR 850

*THE NEXT EVOLUTION*





[www.arjes-impaktor.de](http://www.arjes-impaktor.de)




# OUR MOBILE SHREDDERS



## Fields of application IMPAKTOR


-  Household & commercial waste
-  Waste wood & biomass
-  Rubber & old tires
-  Paper and cardboard

TANGENTIAL SHAFTS




STAR SHAFTS

4-PIECES



STAR SHAFTS

6-PIECES



### THROUGHPUT RATES\*

Commercial waste	Ø 15 – 32 t/h
Trunk wood & roots	Ø 19 – 39 t/h
Green cuttings	Ø 45 – 90 t/h
Biomass	Ø 20 t/h
Rubber & old tires	Ø 9 – 19 t/h
Reclaimed wood	Ø 26 – 52 t/h
Paper and cardboard	Ø 19 – 39 t/h

# ARJES IMPAKTOR 850

With the Impaktor 850 we have developed an extremely powerful machine that was specially designed for demanding shredding tasks. Equipped with a CAT C9 engine with 340 kW output and a generous hopper volume of up to 8 cubic meters (including tilting hopper), the Impaktor 850 enables efficient material processing. Another outstanding feature is the discharge belt's discharge height of 4,500 mm, which creates optimal conditions for downstream logistics.

With impressive performance and high flexibility, the machine also impresses with its user-friendly handling. As standard, it is equipped with a screen basket that can be easily and quickly replaced, which enables flexible adjustment of the fraction size. This ensures that the Impaktor 850 is always optimally adjusted to the respective material and offers maximum efficiency.

We have learned a lot from past experience and have consistently integrated these findings into the development of our new mid-range machine. Just like with the Impaktor 1250 Hybrid in the luxury class, we have analyzed the most common problems and developed solutions. The air circulation now takes place from the inside to the outside: The cool air flows through a fine pre-filter into the interior, is directed over the engine and the attachments and then efficiently discharged again as warm air. This supplies all components with fresh air, which prevents overheating. The interior of the machine is very cool at all times.

Our long-standing employees, head of design Adrian Scholl and "pioneer of two-shaft technology" Norbert Hammel, have taken valuable practical experience and knowledge from the earlier models into account. All the strengths and proven advantages of these machines have been combined in the new Impaktor 850, resulting in a powerful and optimized solution. This feedback and the lessons learned from it have made a decisive contribution to ensuring that the new machine operates at a completely new level in terms of efficiency and reliability.

**"STANDSTILL IS A STEP BACKWARDS!** Those who blindly rely on tried and tested methods will miss out on progress. Because real innovations do not come from clinging to the old, but from having the courage to change. We question existing systems, optimize them and set new standards. **Change is the engine of success – for all those who want more than just 'keep running'!**



In our previous models, hard-to-reach corners and edges in the engine compartments often led to dirt and massive cooling problems because dirt and deposits would build up there. In the new machine, this problem has been solved by a smooth floor surface and effective pre-filtering of the air, whereby the collected dirt is simply blown outwards by the reversible fan. This eliminates the previously necessary ventilation grilles and slots, which keeps the machine much cleaner and very quiet and significantly reduces maintenance effort compared to previous models."

ously necessary ventilation grilles and slots, which keeps the machine much cleaner and very quiet and significantly reduces maintenance effort compared to previous models."

**Norbert Hammel**

A special highlight is the flexible combination option: the magnet that is installed as standard on the machine can be used for transverse or longitudinal discharge. There is also the

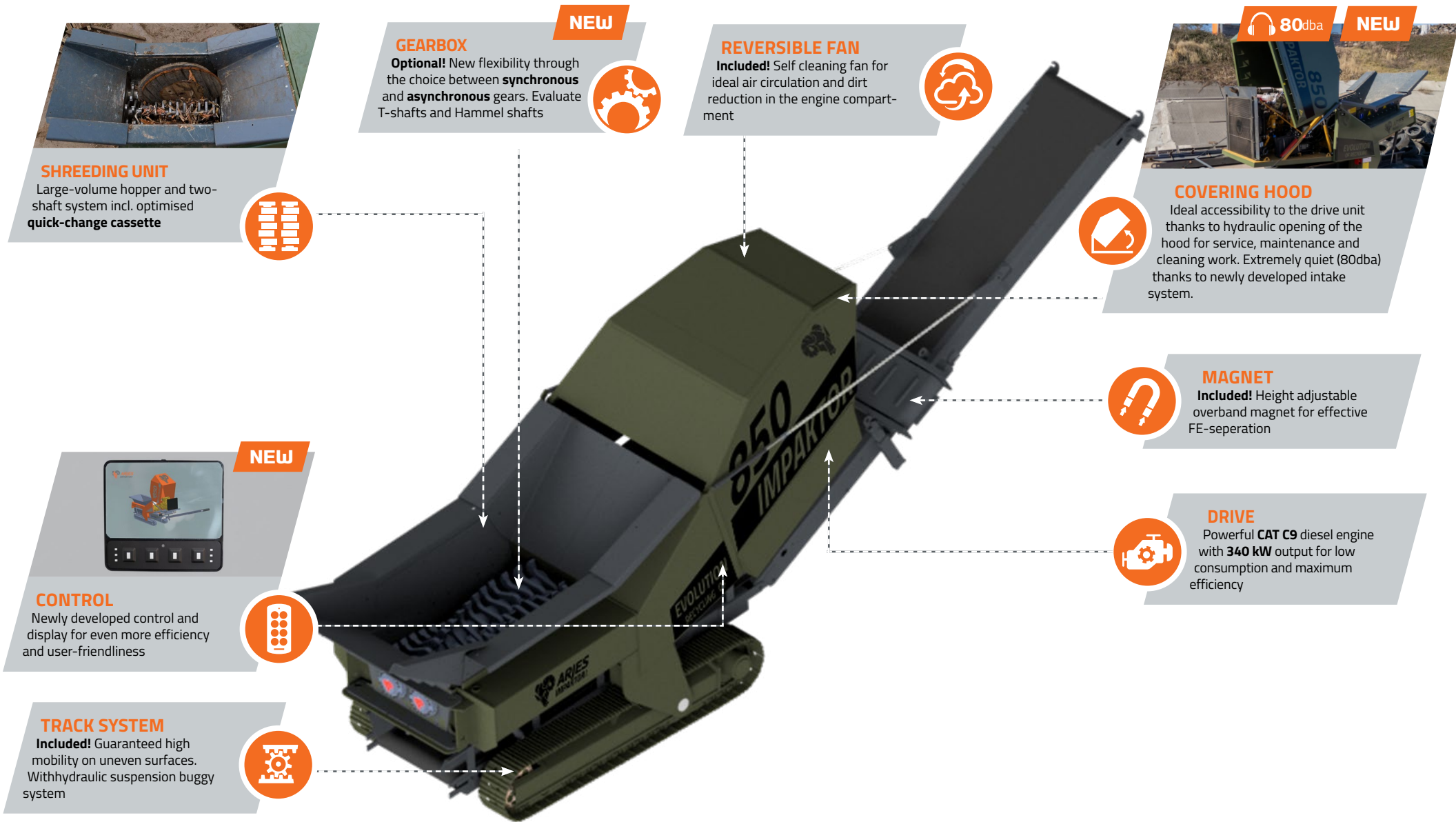


option of a transverse belt for non-ferrous materials. These versatile configuration options offer maximum adaptability for different applications.



# IMPAKTOR 850

The highlights of the proven twin-shaft shredder



## TECHNICAL DATA

DIMENSIONS		
Version	Track system	
Length (mm)	12.000 / 9.250 (Transport)	
Width (mm)	2.450 / 2.450 (Transport)	
Height (mm)	4.300 / 3.200 (Transport)	
Weight (kg)	24.000	

DRIVE	EU	ROW*
Engine	CAT C9	CAT C9
Emission standard	EU Stufe V	Stage III A
Power (kW / HP)	340 / 460	310 / 420
Fuel capacity (l)	1.080	
Gearbox	Bonfiglioli	

DISCHARGE BELT	
Discharge height (mm)	4.500
Width (mm)	1.200
Inclusive	Over-belt magnet

SHREDDING UNIT	
Hopper volume (m³)	8,00
Shaft length (mm)	2.200
Shaft diameter (mm)	680
Weight (kg / cassette)	3.500
Rotation speed (U / min)	24 – 64



### Covering Hood

Ideal accessibility of the drive unit through hydraulic opening of the hood for service, maintenance and cleaning work. Extremely quiet - 80db(A) - thanks to the newly developed intake system. The air sucked in is directed through a fine filter over the engine, hydraulic and electrical components and then discharged to the outside.



### Working position with cross magnet on the discharge belt

In the working position, the superstructure is tilted forward and moved hydraulically into the working position. The screen basket is located under the shredding shafts. In this position, the discharge height of the discharge belt is 4,500 mm. The discharge belt is adjustable from 1,000 mm - 4,500 mm.



### Service position

The upper structure of the machine can be tilted backwards, while the substructure, which is firmly connected to the chassis, allows the screen basket to be easily moved out on a rail in this position - without having to dismantle the shafts. The entire cover can be raised hydraulically for servicing the drive unit.



### Transport position




For transport, the superstructure is lowered hydraulically. The discharge belt can be lowered and tilted to ensure a compact transport position.  
Transport dimensions:  
Height: 3,200 mm  
Width: 2,450 mm  
Length: 9,250 mm



# IMPORTANT COMPONENTS *Optimized performance*



## Fields of application SIEVE BASKET

-  Dry & fresh biomass
-  Waste wood
-  Coarse waste


## SIEVE BASKET

The sieve basket is a crucial component in our **IMPAKTOR** models, designed to classify and sort materials into different sizes. By selecting different mesh sizes, the customer has the option of adjusting the grain size as needed.

Available mesh sizes::

- Dry biomass / waste wood 3x250x130mm
- Fresh biomass / waste wood 2x200x200mm
- Coarse waste 2x250x250mm
- according to customer specifications

The sieve basket forms a unit with the substructure and is firmly connected to the conveyor system. For maintenance work, this entire module can be easily and quickly pushed out as soon as the superstructure is tilted backwards. This makes access for service, cleaning and replacement particularly convenient and efficient. This solution not only saves time, but also minimizes downtime and makes machine maintenance much easier. The counter bars can be changed by hand and without tools.



Scan the code and see the IMPAKTOR in action!





**ARJES**  
IMPAKTOR GmbH

**ARJES IMPAKTOR GmbH**

Werksplatz 2

D-36433 Leimbach

✉ [info@arjes-impaktor.de](mailto:info@arjes-impaktor.de)

🌐 [www.arjes-impaktor.de](http://www.arjes-impaktor.de)

Your nearest authorized distributor

Disclaimer: We reserve the right to make technical changes, misprints and errors. All specifications refer to the standard version without optional features. Status: May 2025



**6**

## CONVINCING ARGUMENTS FOR OUR SUCCESSFUL BRAND

**1**

### Best price-performance ratio in its class

Incl. standard attachments

**2**

### Competitively superior application range

Processing of numerous types of materials with the highest requirements (such as household & commercial waste, waste wood & biomass and much more)

**3**

### Revolutionary shaft quick-change system

Facilitates maintenance, reconditioning and changing the shaft type for almost uninterrupted use

**+**

### Groundbreaking quick-change system for the screen basket

The entire module can be pushed out quickly and easily

**4**

### Maximum mobility in every situation

Comes standard with hydraulically suspended buggy system

**5**

### Standard with color display

All important parameters can be set and read.

**6**

### Highest performance in its class compared to all competitors

Powerful **CAT C9** diesel engine with **340 kW** output